

ITC-U Software Release v2.1.4 (v2)

Compared with v2.0.2

Release date: 2022-10-10

General

The new ITCU-C v2.1 comes with Stability and usability improvements together with some user interface changes.

The update also includes a brand-new automation API to support factory automation including new method to upload and start queue, especially valuable for personalization production.

The printer maintenance procedure of the print engine is updated and impacts the way maintenance is performed during, for example, running big embroideries (>1H) or multiple embroideries in queue.

The following functions/pages are added or updated in the Operator panel interface:

- Automation API (factory API)
- Print Screen (display of next embroidery in queue and basic removal of a queued embroidery)
- New user guidance for print engine maintenance
- Color Change Precision Settings (trim sync toggle)
- Display Settings (brightness)
- Cloud Service Settings (preparation for future services, reset of registration)

Software versions

Snap ICM Rev 7282

ICM v1.14.4

CTL v2.1.0

HDB v1.10

Main Features

- Factory Automation API
- Maintenance during long or queued embroideries

Other Features

- The Ink expire date in the ITCU is now based on ink born date
- Long term stop maintenance

COLOREEL®

Coloreel

Gjuterigatan 9

553 18 Jönköping

Sweden

www.coloreel.com

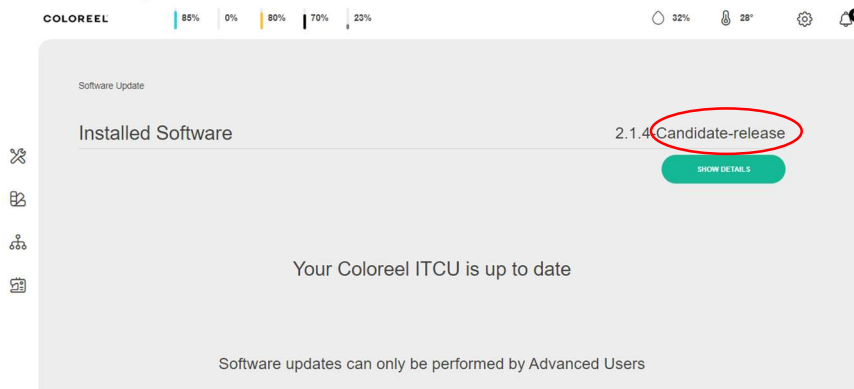
- Uses backup temperature sensors if needed
- OP-PC indicates status of connection to the Unit
- Improved Air Fixation control whilst warming up
- Support for Calibration reports in operator panel

Fixes

- Upload of multiple CSE files via OP-PC
- Improved handling when unit starts up with full waste tank
- Creation of CCP setup available for operator

Known issues

- When running with the queue function there is a delay switching the current design to next design in UI. The switch is seen halfway when pulling the thread for next embroidery.
- When maintenance during print is done the stitch count will show '0' until you start embroidery machine again, then the unit will update to previous stitch value.
- Operator can't start a print with start at stitch on clients in multi head system. Operators need to first start print, then start at stitch resulting in two start markers.
- SW Version: the version number presented (v2.1.4) in Software Update page is correct, but the user should ignore the text in the red area below:

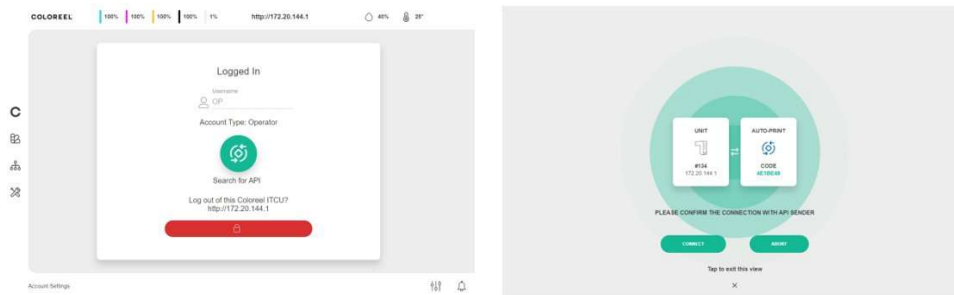


Software

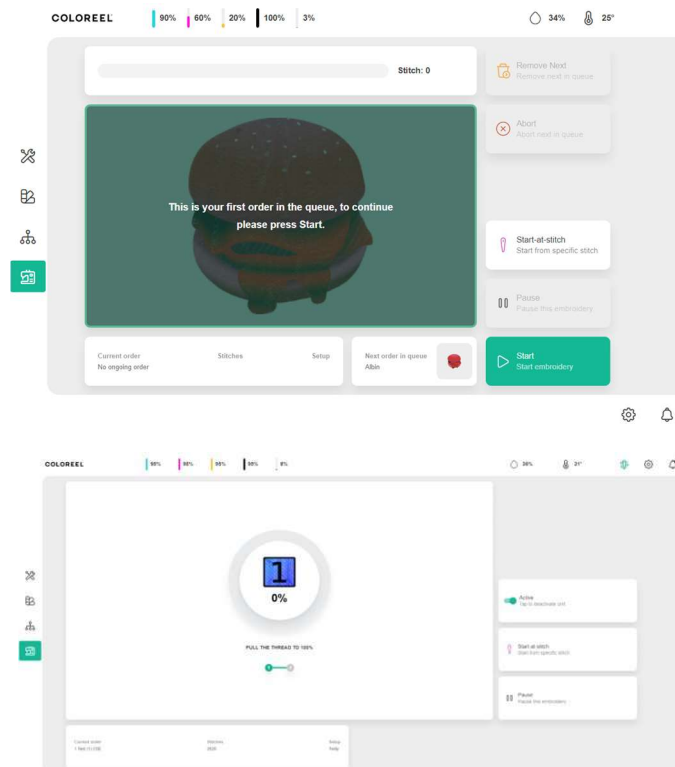
Name	Firmware	Hardware
ITC-U Software Package	2.1.4 Candidate-release	
Control Software	2.1.0	2.2
Printer Firmware	1.10	
Application Software	1.14.4	

Examples of added and updated pages in operator panel

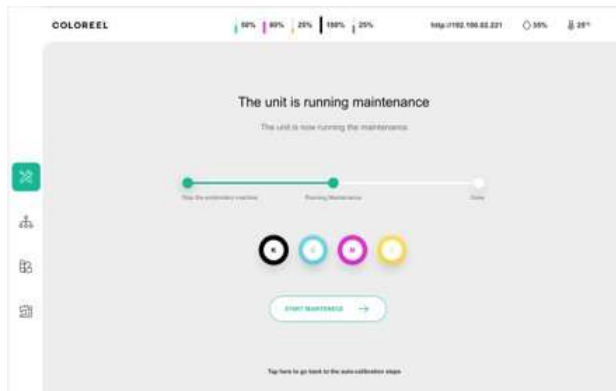
Automation API



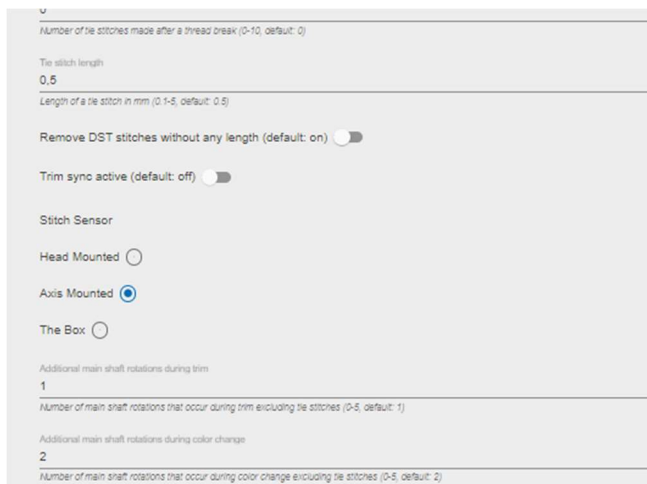
Print Screen update (example standalone)



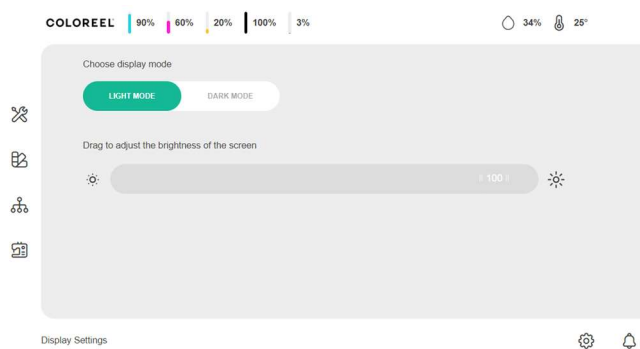
Maintenance



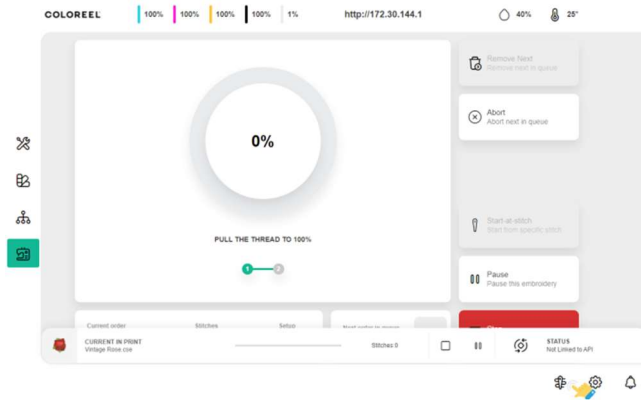
Trim sync toggle button



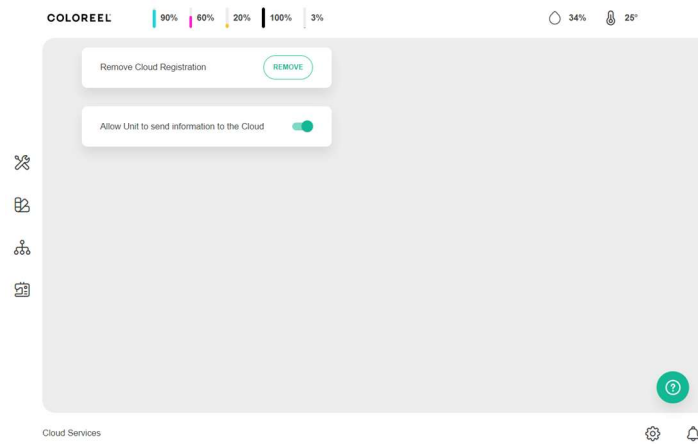
Screen Brightness (only changeable from touch screen)



Print Bar State



Cloud Service Settings



COLOREEL[®]

Coloreel

Gjuterigatan 9

553 18 Jönköping

Sweden

www.coloreel.com